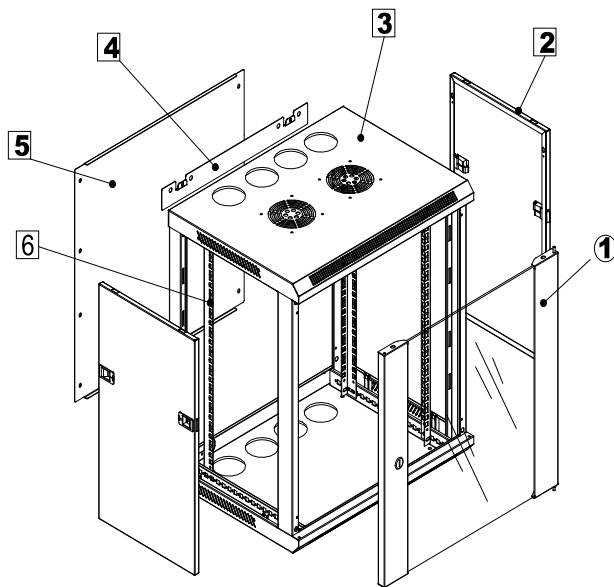


NCBWU series Wall cabinet Single Section



Standard:

Comply with ANSI/EIA RS-310-D IEC60297-2, DIN41494; PART1; DIN41494; PART7

Material:

SPCC Cold Rolled Steel; Thickness: 19" rails: 1.5mm, profile: 1.2mm, others: 1.0mm

Colour:

Black

Loadin Capacity:

Static loading: 60KG (can withstand higher load, depending on the dimensions of the slug that supports the cabinet)

FEATURE:

- Welded frame, reliable structure.
- Wall mounting installation.
- Easy mounting installation.
- 19" standard installation.
- Removable side panels, side locks optional.
- Cable entry on both of top cover and bottom panel.
- Supports two 120mm fans..
- Turning angle of front door of 180 degrees

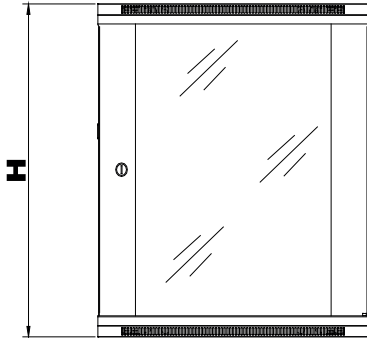
MAIN PART

S/N	Specification	Qty	Material	Surface Finish	Remark
1	Front door	1	5MM toughed glass door/ SPCCt1.2	Powder coated	
2	Side panel	2	SPCC t1.0	Powder coated	----
3	Frame	1	SPCC t1.0/ t1.2	Powder coated	----
4	Mounting profile	1	SPCC t1.2	Powder coated	----
5	Back panel	1	SPCC t1.0	Powder coated	----
6	19 " rails	4	SPCC t1.5	Powder coated	---
	M6 screw& nuts	10	Steel	Color zinc	Accessories bag

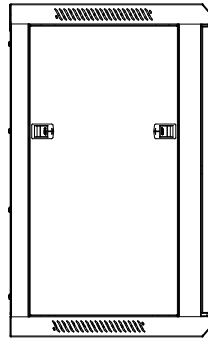
SPECIFICATION

(VCP products already)

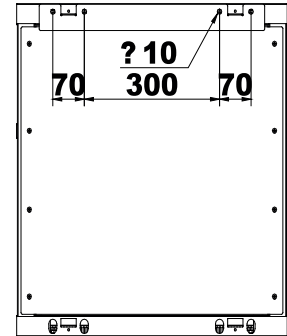
Model No.	RU	Width(mm)	Depth(D)(mm)	Height(H)(mm)	Packing dimension (mm)
NCBWU	6	600	450	370	620*480*390
NCBWU	12	600	450	635	620*480*650



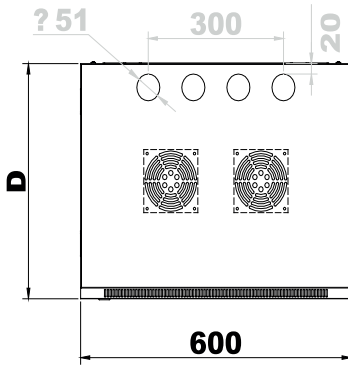
FRONT



SIDE



BACK



TOP

All Rights Reserved Copyright © 2013 VCP Technology

MORE SIZE ARE AVAILABLE:

Model No.	RU	Width(mm)	Depth(D)(mm)	Height(H)(mm)	Packing dimension (mm)
NCBWU	6	600	450	370	620*480*390
NCBW6U-60			600		620*630*390
NCBWU	9	600	450	500	620*480*520
NCBW9U-60			600		620*630*520
NCBWU	12	600	450	635	620*480*650
NCBW12U-60			600		620*630*650
NCBWU	15	600	450	770	620*480*790
NCBW15U-60			600		620*630*790
NCBWU	18	600	450	900	620*480*920
NCBW18U-60			600		620*630*920
NCBWU	22	600	450	1080	620*480*1100
NCBW22U-60			600		620*630*1100

CERTIFICATE:
ISO 9001:2008
GB/T 19001:2008



ACORDING TO:
CE, UL, RoHS, ETL

